

## Project 11: Digital Resources - Audiovisual

*We can create our own instructional tools to use in the classroom, like the audiovisual resources that exploded in usage and necessity during the pandemic.*

Create **one** audiovisual resource for use with learners, at least **2 minutes long**. This could be a play-along video, move-along video, game video, listening map/notation overlay video, or concept video (including Line Rider). When creating it, be sure to design it so you don't have to be there for learners to be successful. (Basically, it should be non-music-substitute-friendly.) **The music you choose does not need to be from the Western European art music tradition - it could be any genre.**

Note: Since you already made an instrumental tutorial video this semester in 131, that is not an option for this assignment.





Depending on your project, you could use a variety of programs to create it. iMovie is a great place to start, but if you prefer other video-editing software, feel free to use that. If you're making a [play-along video](#), you'll likely want to use presentation software in addition to video-editing software.

Save your video as an MP4 and upload it to the Canvas assignment.

When you present this in class on April 5, be prepared to share takeaways you discovered by creating this resource (e.g., what worked well, what didn't work the way you wanted it to, how would you do it similarly/differently in the future).

### Examples and How-Tos

#### Concept (including via Line Rider)

- Examples:
  -  I Knew You Were Treble by Jeanette Young (3:40)
- **Line Rider (shortened for difficulty/brand new learning curve: minimum of 30 seconds)**
  - Examples:
    -  Line Rider - Mountain King (2:46)
    -  Line Rider #18 - Waltz No. 2 (Dmitri Shostakovich) (3:41)
  - Tutorial:
    -  How To Make a Line Rider Track With Music (6:23)

#### Game

- Examples:

- [Elementary Brain Break Holiday Activities: Four Corners \[Holiday Song E...\]](#) (14:53)
  - Note: Some districts don't allow holiday-related activities, while in others it's the norm.
- [Rhythm Impostor: Game A](#) (5:32)

### Listening Map/Notation Overlay

- Examples:
  - [Danse Macabre Listening Map - Camille Saint-Saëns](#) (7:22)
    - Note that sometimes the visual marker is a picture of the featured instrument, and other times it's a different graphic to represent a motif.
  - [Transcription - Leo P: BBC Proms 2017 \(Brasshouse & Moanin'\)](#) (9:27)

### Move-Alongs, Play-Alongs

- Tutorial that applies to it all:
  - [Creating a Rhythm Play-Along Video with a Conductor using Free Tools](#) (29:17)
- Boomwhacker play-along examples:
  - [Drunken Sailor - Boomwhackers](#) (3:04)
    - Note the extra layers at the bottom of the screen - you do not have to do this many layers.
  - [Imperial March I - Boomwhacker Playalong](#) (1:40)
- Move-along examples:
  - [The Construction Worker | Music With Mr. DelGaudio | a movement activit...](#) (5:09)
    - Notice the text and graphic overlays he uses as visual cues.
  - [Darth Strong - The Imperial March](#) (3:15)
  - [Move Along with Dr. Strong & Owen - Trombone Shorty: Hurricane Season](#) (3:15)
- Rhythm play-along examples:
  - [Box of Chocolates Rhythm Play Along - Quarter Notes and Eighth Notes](#) (2:52)
  - [In the Hall of the Mountain King - Percussion/Movement](#) (2:57)
  - ["Sir Duke" by Stevie Wonder - body percussion play along](#) (3:54)
  - [Star Wars Steady Beat Play Along](#) (1:30)
  - [Take Five Body Percussion Play-Along](#) (3:19)